

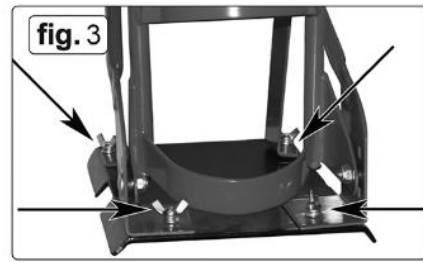
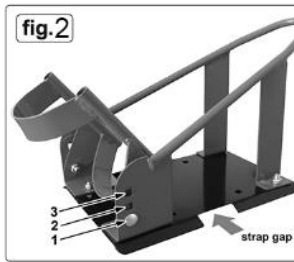
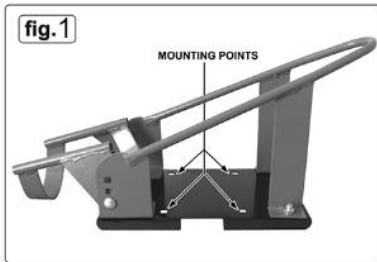


WHAT'S IN THE BOX

The Securian Bike Stand and Lock package comes with everything you need to protect your motorcycle or scooter from thieves.

In the box you'll find:

High-quality motorcycle wheel chock stand.
Masonry bolts.
Superior quality motorbike lock (D-Lock and cable).
Installation instructions. Including recommendations for tools and drill bits and sizes for bolt heads.



1 Identify the chock mounting points as shown in fig.1. the mounting holes are square to enable the use of 'coach' type bolts, having a short square shank behind the head which prevents the bolt from rotating whilst the fixings are tightened.

2 Permanent Indoor/Outdoor Installation. choose the installation sight carefully so that there is good access to both insert the motorcycle, and remove it, from the chock. When mounting indoors, ensure that the motorcycle and chock do not become a hazard to people or indoor vehicles such as fork lift trucks. use anchor bolt fixings to secure the chock to a solid concrete surface.

3. Installation for transportation. When used for the transport of motorcycles, the chock must be firmly bolted to the floor of a trailer or van. If mounting to a trailer or other vehicle, ensure that the floor is strong enough to take the weight of the motorcycle/s plus the chock/s.

When using the chock for transportation purposes, the front wheel of the motorcycle must be securely strapped to the chock utilising the strap gap indicated in fig.4. for additional security, consideration should also be given to securing the rear wheel as well.



☎ +44 (0) 330 3337279

✉ info@securian.store