



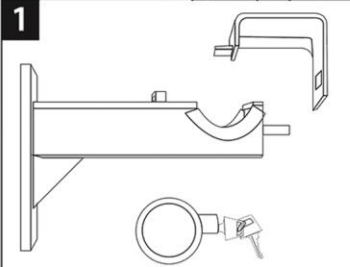
INSTALLATION & OPERATIONAL INSTRUCTIONS

PRODUCT CODE: AX

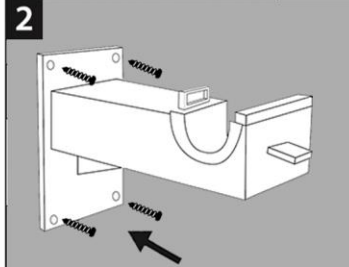
TOOLS REQUIRED: NO TOOLS REQUIRED



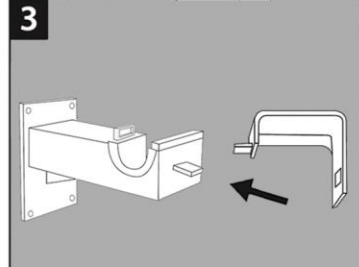
WWW.SECURIAN.STORE



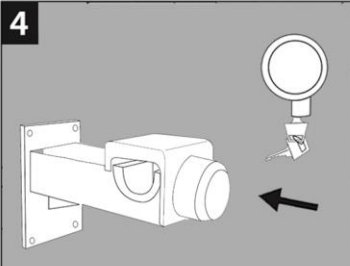
1
In the box you should find the AX wall bracket, cover, lock and provided screws



2
Take the wall bracket and place against desired wall and secure with screws provided



3
Then slot the cover over the bracket



4
Now take the lock and slot it over the front of the cover and lock with keys provided

SECURIAN BIKE WALL HANGER FEATURES

The Securian AX-1, AX-2 and AX-3 lockable wall hangers are precision-engineered to provide the ultimate in bike and asset protection.

- Easy to install to a concrete wall.
- Innovative, space-saving storage solution.
- Heavy-duty construction, built from corrosion-resistant hardened steel
- Stylish powder-coated finish
- Quick-release front locking plate and anti-tamper 73mm shackless lock
- Suitable for bikes of all sizes, including road bikes, hybrid bikes, mountain bikes and electric bikes
- Suitable for garage equipment such as lawnmowers, chainsaws, and power tools
- Neoprene-lined frame holder prevents frame damage, dents and chips.